

Wood Identification

Cheat Sheet

Softwoods

One of the only light colored woods with a very distinct color contrast between its growth rings, heartwood, and sapwood.

Whiter and paler than pine, with very little contrasting parts. Heavy and stiff softwood.

Fine, even grain, with deep red color tone. Incredibly smooth compared to other woods with similar coloring. Sand before identifying.

Uniform in coloring. Very coarse texture compared to other light colored woods. Much harder than pine.

Light, brittle, with a distinct smell. Smooth surface and

reddish to yellow coloring. Will gray if left outside untreated.

©KRay Custom Refinish | <https://kraycustomrefinish.com> For personal use only, not to be copied, distributed, altered or sold.

Hardwoods


You will never find a uniform piece of cherry. Simple, close, but noticeable grain. Black specks, commonly found throughout.

Very rough, porous wood. Heavy, hard, and strong.

Look for a pinkish background color with dark lines throughout. Smooth texture with uniform pores and interlocking grain.

Small pores making it smooth to the touch, wavy grain patterns, with a reddish cast.

Chocolate brown coloring with distinct contrast between rings, sapwood, and



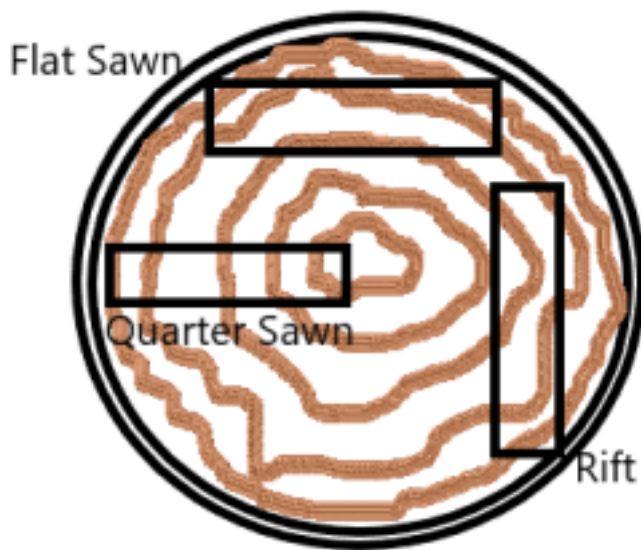
Walnut

heartwood similar to pine.

Very soft hardwood, with a wooly grain. Colors range from purple, to green, to gray.

©KRay Custom Refinish | <https://kraycustomrefinish.com> For personal use only, not to be copied, distributed, altered or sold.

Wood Cuts & Growth Ring Appearance



Quarter Sawn




Rift Sawn



Rift Sawn

Flat Sawn



©KRay Custom Refinish | <https://kraycustomrefinish.com> For personal use only, not to be copied, distributed, altered or sold.